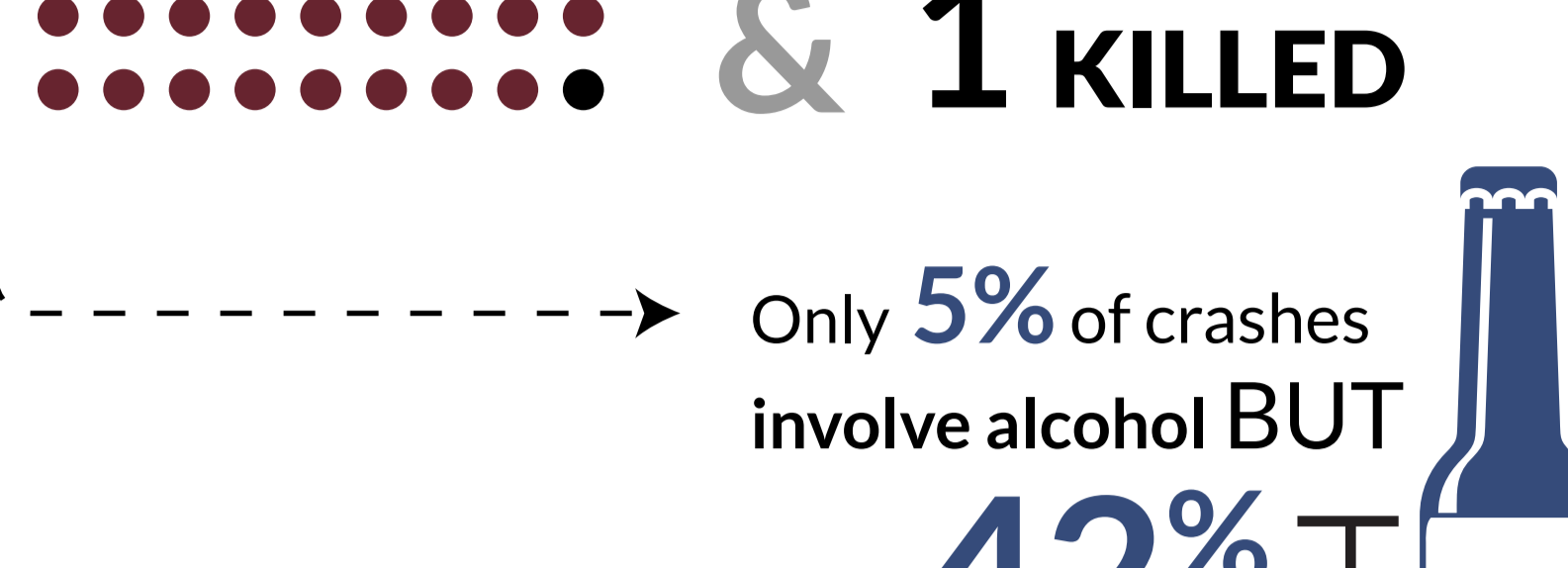


FACTS ABOUT AUTO ACCIDENTS IN NEW MEXICO

On an **average day** in New Mexico there are




Out of **282 people**



Only **5%** of crashes involve alcohol **BUT**

42% of those crashes were fatal



HIT-AND-RUNS account for **15%** of crashes

YOUNG DRIVERS AT RISK

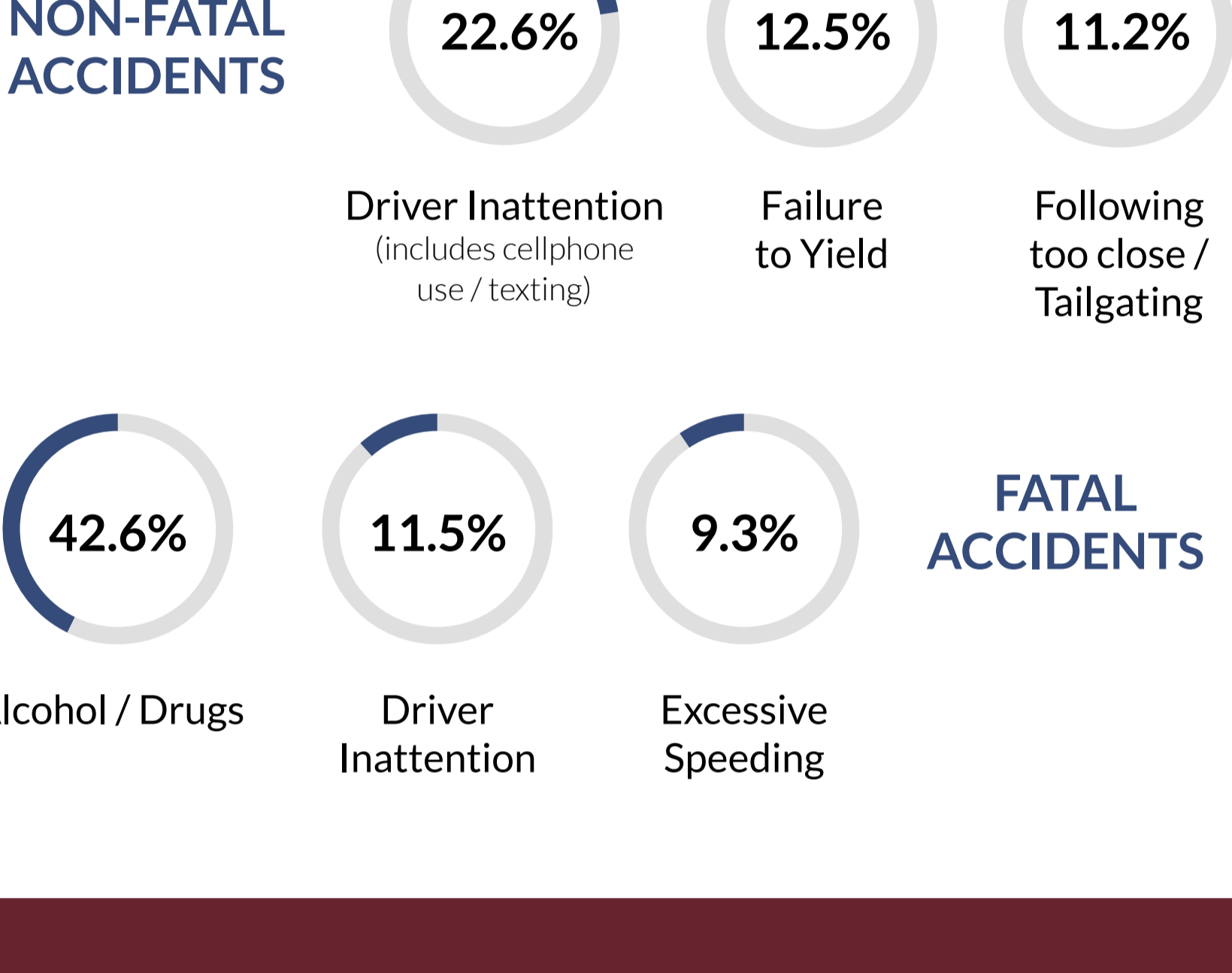


15-19 year old (teen drivers) are **3x as likely** to be in an accident



20-24 year olds (young adult drivers) have the **highest rate** of alcohol-involved crashes

MOST COMMON CAUSES



DANGEROUS TIMES

Most **FATAL CRASHES** take place on **Friday, Saturday, & Sunday**



with most **total crashes on FRIDAYS**

Most **CRASHES** happen between

3PM & 6PM



Most **ALCOHOL-RELATED CRASHES** take place between **7PM & 12AM**

HOLIDAY CRASHES



VEHICLE TYPES

Vehicle	Percent Involved	Crash
Passenger Cars, Pickup Trucks and Vans/SUVs	81.3%	non-fatal
Motorcyclists	73.3%	injured or killed
Heavy trucks	~3%	non-fatal
	7.6%	of all fatal crashes
Pedestrians	90%	injured or killed

GENDER DIFFERENCES

There are **1.1 MALES** for every **1 FEMALE** involved in accidents

MALES are also...

5x as likely to be in accidents as females motorcyclists

4x as likely as females to be alcohol-involved pedestrian victims

3x as likely as females to be alcohol-involved drivers

more than **2x as likely** as females to not wear seat belts.